



# Case Study

**Using SAFe® on a program  
(NPDE : New process for job seekers)  
for the French national employment agency Pôle emploi**

.....  
DIRECTION DES SYSTÈMES D'INFORMATION  
.....

# A case study presented in 2 steps

---

P. 3

**How NPDE discovered SAFe® principles to deliver on time...**

P. 14

**How SAFe® helps NPDE benefit from even more agility...**

# A case study presented in 2 steps

---

P. 3

**How NPDE discovered SAFe® principles to deliver on time...**

P. 14

**How SAFe® helps NPDE benefit from even more agility...**

# Program Context

---

- Based on a national agreement ...



- Our customers are asking for ...



- We'll never make it !!!
  - Management's answer ...



**Just do it**

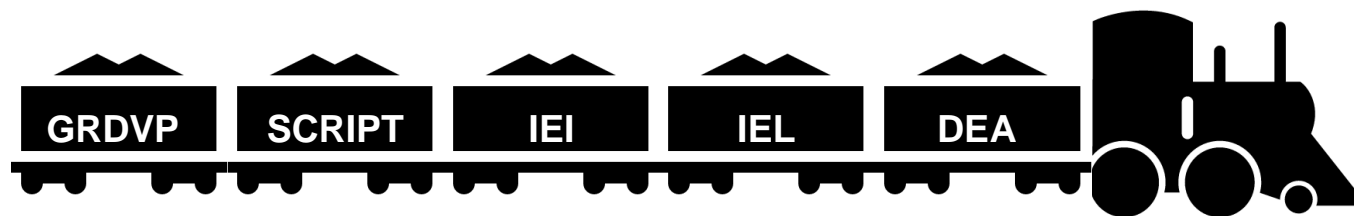
## The program's ambitions

---


130 to **150**  
people involved

**20 000** m/d

**80%** of the scope of an IT release



**4** cross-functional projects  
and even a little brother, GRDVP



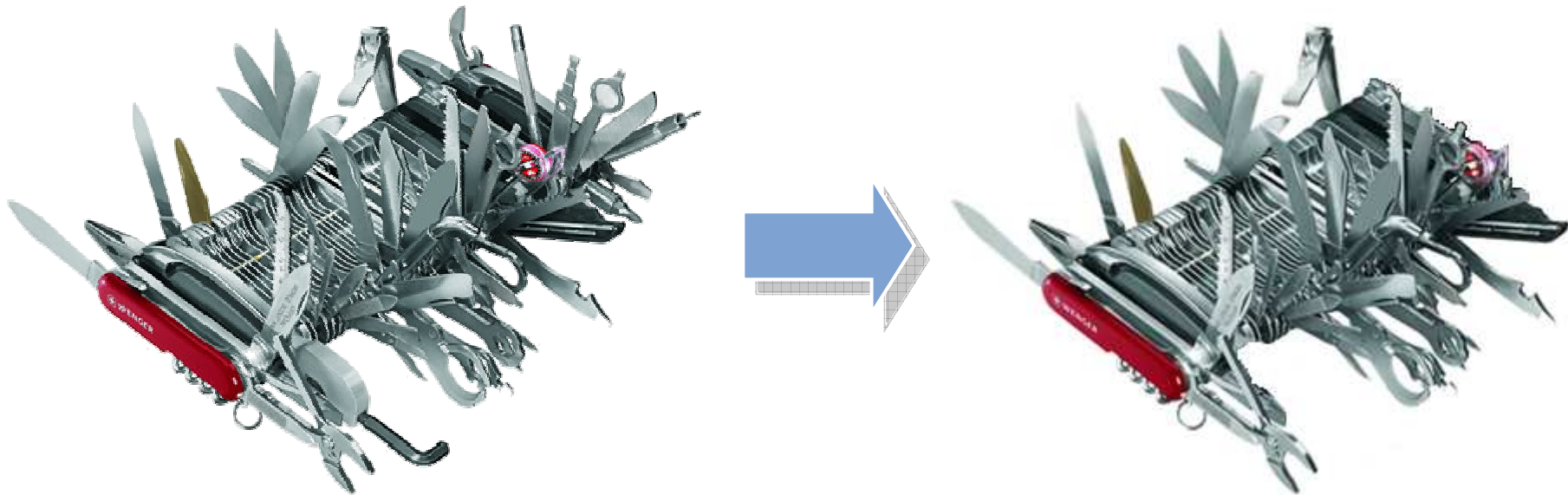
*Planned arrival  
September 20th*

# Question 1 : What can we do to achieve our commitments ?

---

**Action 1.1** ■ February 2015 – Meet with our customers and agree on a more realistic scope

- We did manage to reduce the size of the backlog ... a little bit!

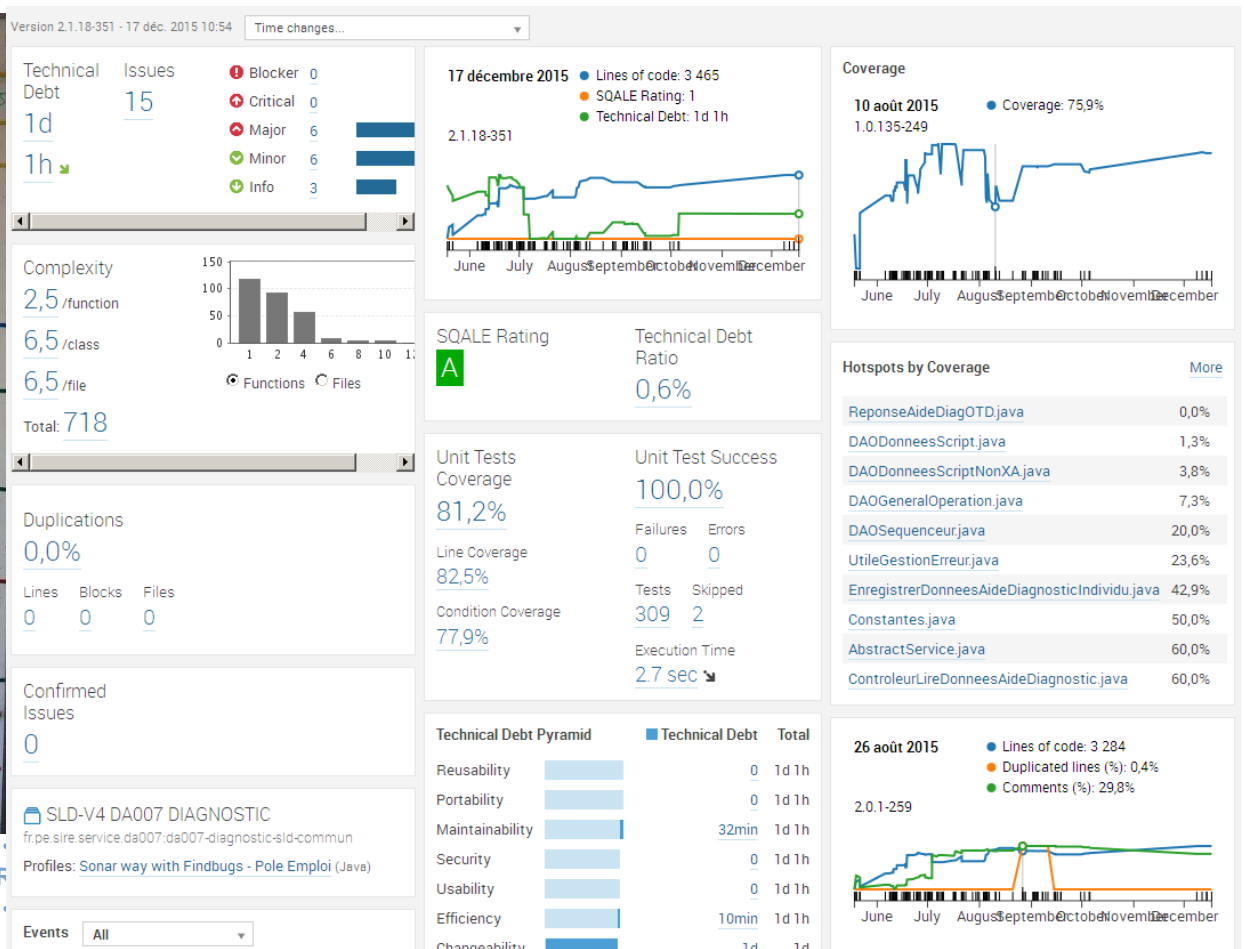


# Question 1 : What else can we do to meet our commitments ?

- Rely on our fully committed and motivated teams
- Continue to value and emphasize XP techniques, code quality and continuous integration (at least for all new applications)

Action 1.2

INDICATEURS		Cible		RPIC		ARt	
PIC				MAS		18/05	
Rules Compliance	100%	=	0	9	-1		
- Blocker	0			807	+7		
- Critical	0						
- Major	0						
Coverage Unit test	≥80%	↑	29,3%	+5,1%			
Complexity	<2	=	3,8				
- Method	<10						
- Class							
Duplications	0%	↓	8,8%	+3,9%			
Comments	>30%	↑	32%	+32%			
Useless code	0						
Cycle	0	=	17				



## Question 2 : What can we do to stay in sync?

---

- Within the program, we have :

- Scrum teams
- Teams working with the waterfall method
- An external supplier developing our COBOL legacy system

- Pragmatic decisions :

**Action 2**

- We decide to set the same pace for all teams :
  - The 5 scrum teams have 3 weeks' sprints
  - The teams start and finish their sprints on the same day
  - The release packaging is planned to start at the end of the 5<sup>th</sup> sprint
- We try to organize integration points with the other teams at the end of the sprints



## Question 3 : What can we do to increase team collaboration ?

---



We will bring together all key actors in the same room, to identify the dependencies between the different software components

**Action 3**

- **Development planning seminar on March 10<sup>th</sup> and 11<sup>th</sup> 2015 :**
  - **Around 30 people**
  - **Program managers, PMO, project managers, enterprise level business analysts, software architects and technical architects**
  - **Together they identified the key features that needed to be integrated successfully**

# Question 4 : What can we do to reduce integration risks on such a large scope ?

---

- **Action 4.1** Usually, the environments are never ready until the system test phase. We must remove this impediment...
  - Initial meeting on the subject at the planning seminar on March 10<sup>th</sup> and 11<sup>th</sup>
  - Recurrent meetings happen to synchronize the people involved on the environments' set-up
    - Improved collaboration between the different departments
    - Allowed tracking progress on the environment set-up and issues' escalation
  
- **Action 4.2** We are aware that tests must be done as close to the development as possible to increase quality and reduce the time required to fix the bugs.
  - Even if they couldn't be co-located, 2 testers were assigned to 3 agile teams (one of them assigned to 2 teams) to test the stories before integration
  
- **Action 4.3** We tried to get users feedback on the integrated product as soon as possible.
  - A demonstration of the integrated product was organized at the end of sprint 4. It was late, but we had never done that on such a large scope
  - Intermediate Acceptance testing by the users (called TAMI) were organized 2 months before production date to get users feedback earlier than usual

## Question 5 : How can we maintain a good vision of the product?

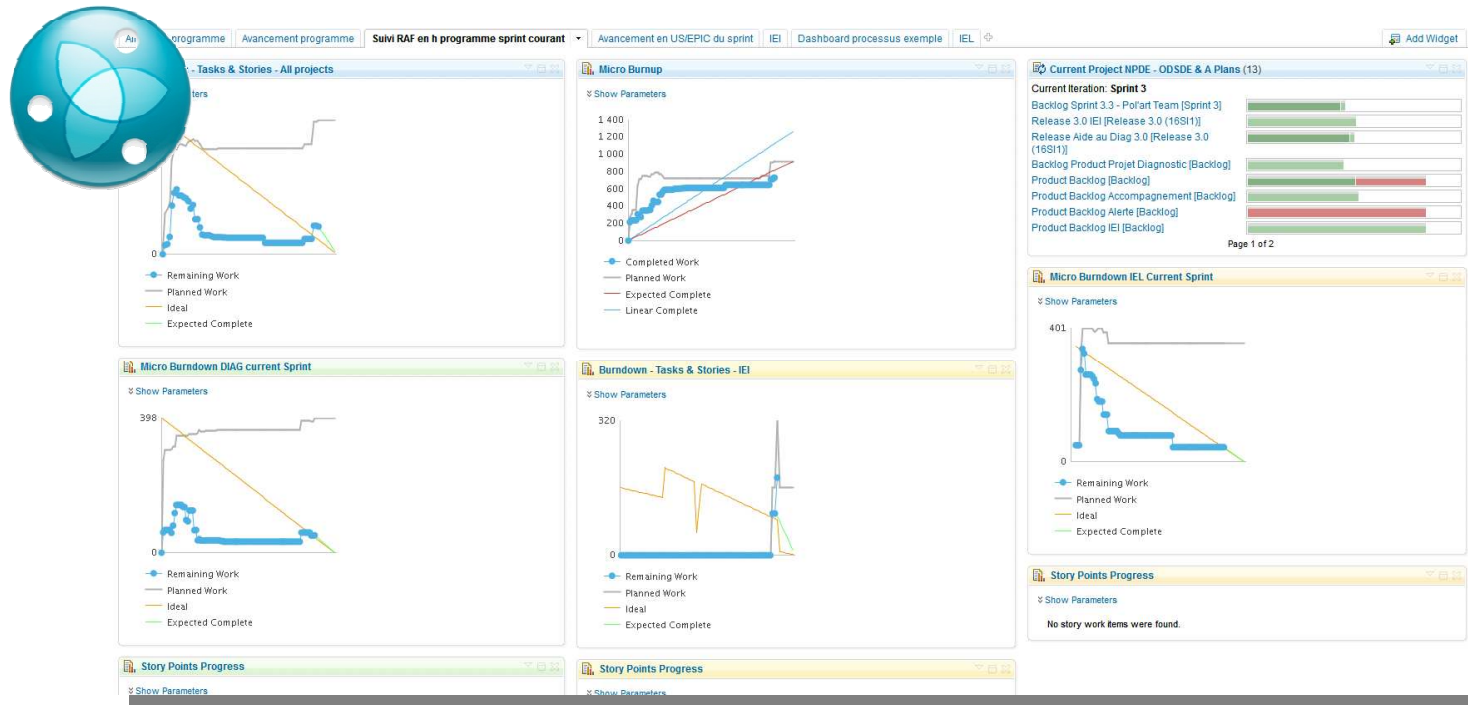
---

- The program is developed by teams coming from different departments not used to working closely together :
  - Internet (1 department)
  - Legacy business applications (3 departments)
  - The group dealing with Statistics is also involved
  
- One person is in charge of the coherence of the entire solution
  - He is assisted by 2 persons from different departments
  - They organize weekly meetings to make sure their solution stays in line with the overall vision
  
- We organize weekly cross functional meetings
  - Review all features and changes that have occurred since last meeting, in order to solve the problems together and in a coherent way taking into account all constraints

**Action 5**

# Question 6 : How can we track the progress of so many teams?

- **Action 6** We decide to create a new role : **Delivery Manager (DM)**
  - The DM should consolidate the necessary information to track the overall progress, but he has a hard time dealing with this role
- We also centralize progress tracking into a tool : **IBM RTC**



Rational Team Concert is a trademark of IBM Corporation in the United States, other countries, or both.

# In the end, we pragmatically discovered SAFe® principles! ... well ... a small portion of it...

Action 1.1 : First attempt at creating a roadmap with the business representatives

Action 4.1 : A specific tracking of the environment set-up

Action 5 : A strong pair to convey a global vision

Action 4.2 : Test engineer integrated in teams

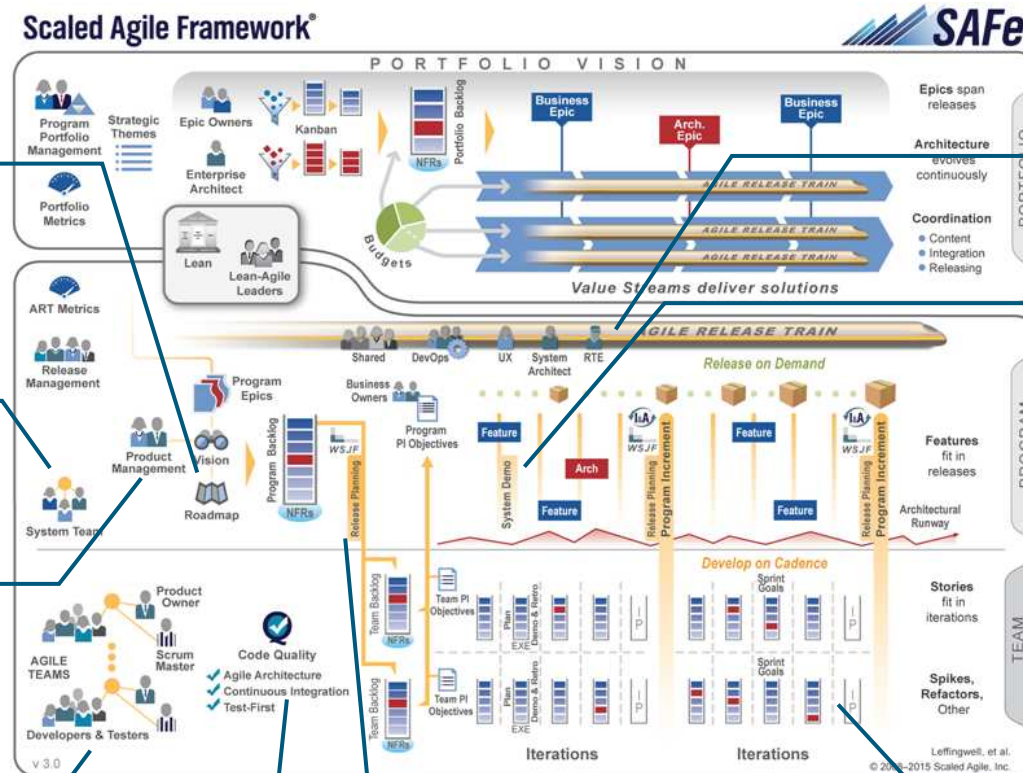
Action 1.2 : Continuous integration and tests automation

Action 3 : Planning seminar on March 10<sup>th</sup> and 11<sup>th</sup>

Action 6 : First attempt at the RTE with the DM

Action 4.3 : Integrated demo and TAMI

Action 2 : Sprints Synchronization



# A case study presented in 2 steps

---

P. 3

**How NPDE discovered SAFe® principles to deliver on time...**

P. 14

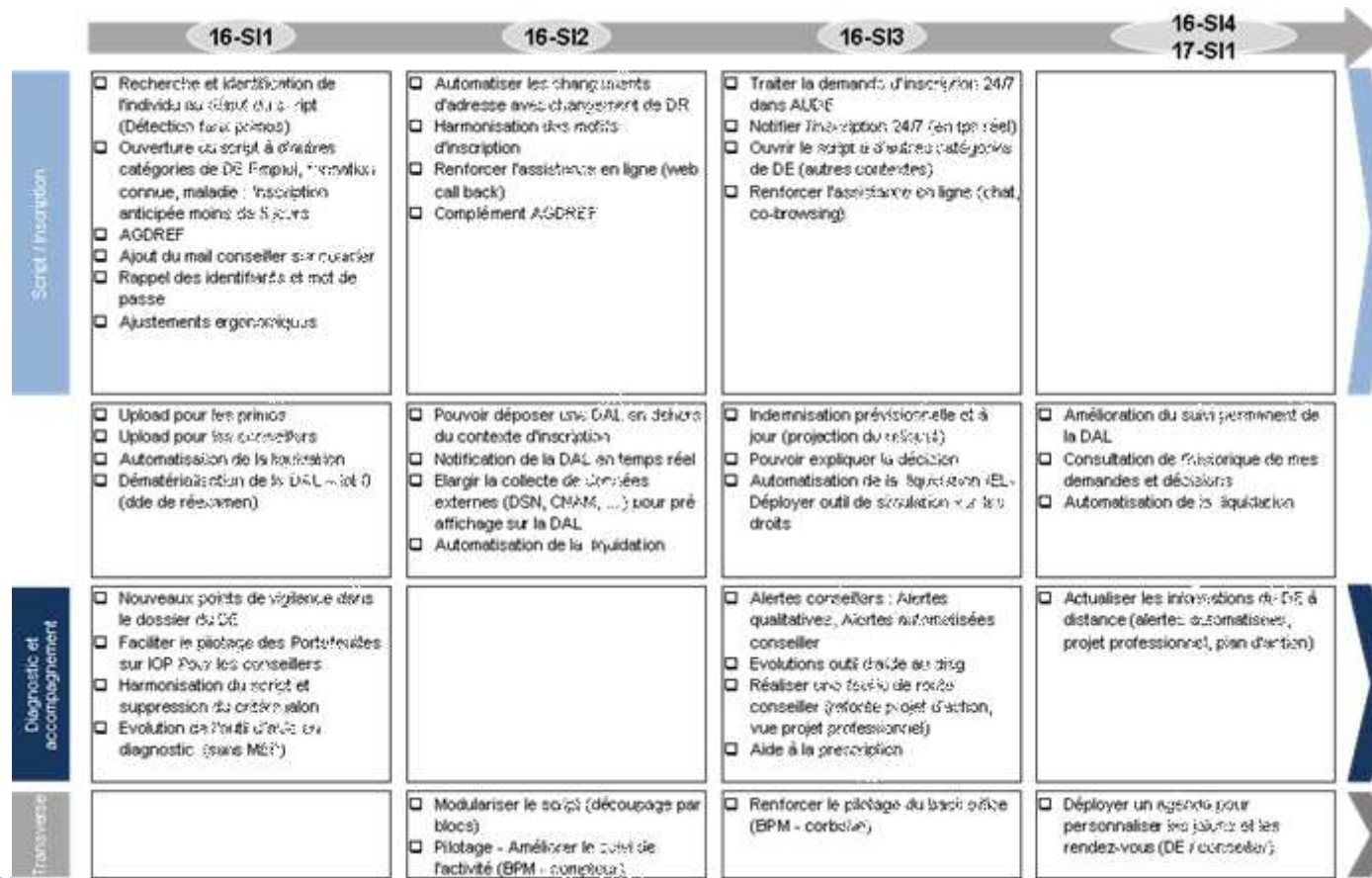
**How SAFe® helps NPDE benefit from even more agility...**

# What can we do to increase visibility on the new business requirements?

- Since the February 2015 meetings helped clarifying the scope, we decide to do it again in June...

**Action 1**

- This time, we try to write a roadmap using a SAFe® template

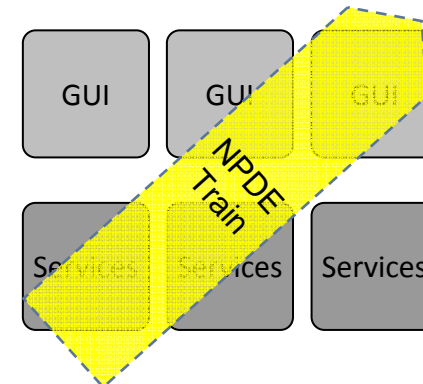


# How do we stay focused on the program's objectives?

- SAFe® talks about an agile release train, but we have difficulties defining what it is in our context.
- For the SAFe® pilot, we decide to have the train aligned with the business program.

## Action 2

- Advantages
  - All dependencies within the train are perfectly addressed by SAFe® practices
- Drawbacks
  - There can be subsystems impacted by other projects/programs, and those technical and organizational dependencies are not addressed during the SAFe® PI planning.



## Note

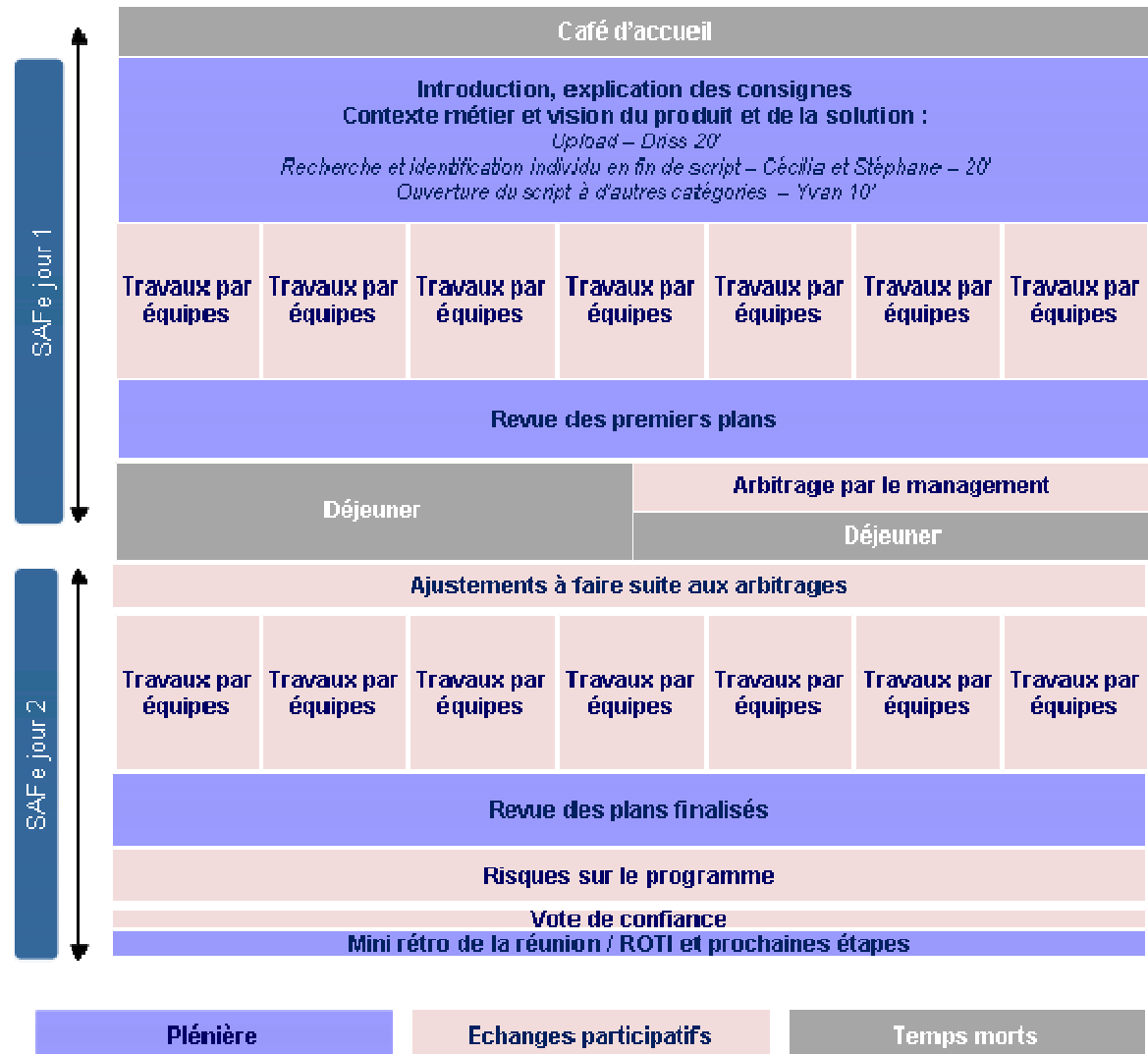
- We need to find solutions so we can manage the impacts from other programs/projects on the subsystems modified within the ART scope.






# How can we improve the effectiveness of our release planning meeting? (1/6)

- Action 3** The PI planning meeting in SAFe® gives us lots of ideas...
- Idea 1 : SAFe® gives us a standard agenda that we customize to our needs.



# How can we improve the effectiveness of our release planning meeting? (2/6)

- Idea 2 : SAFe® offers a template that teams can use to structure their plans



# How can we improve the effectiveness of our release planning meeting? (3/6)

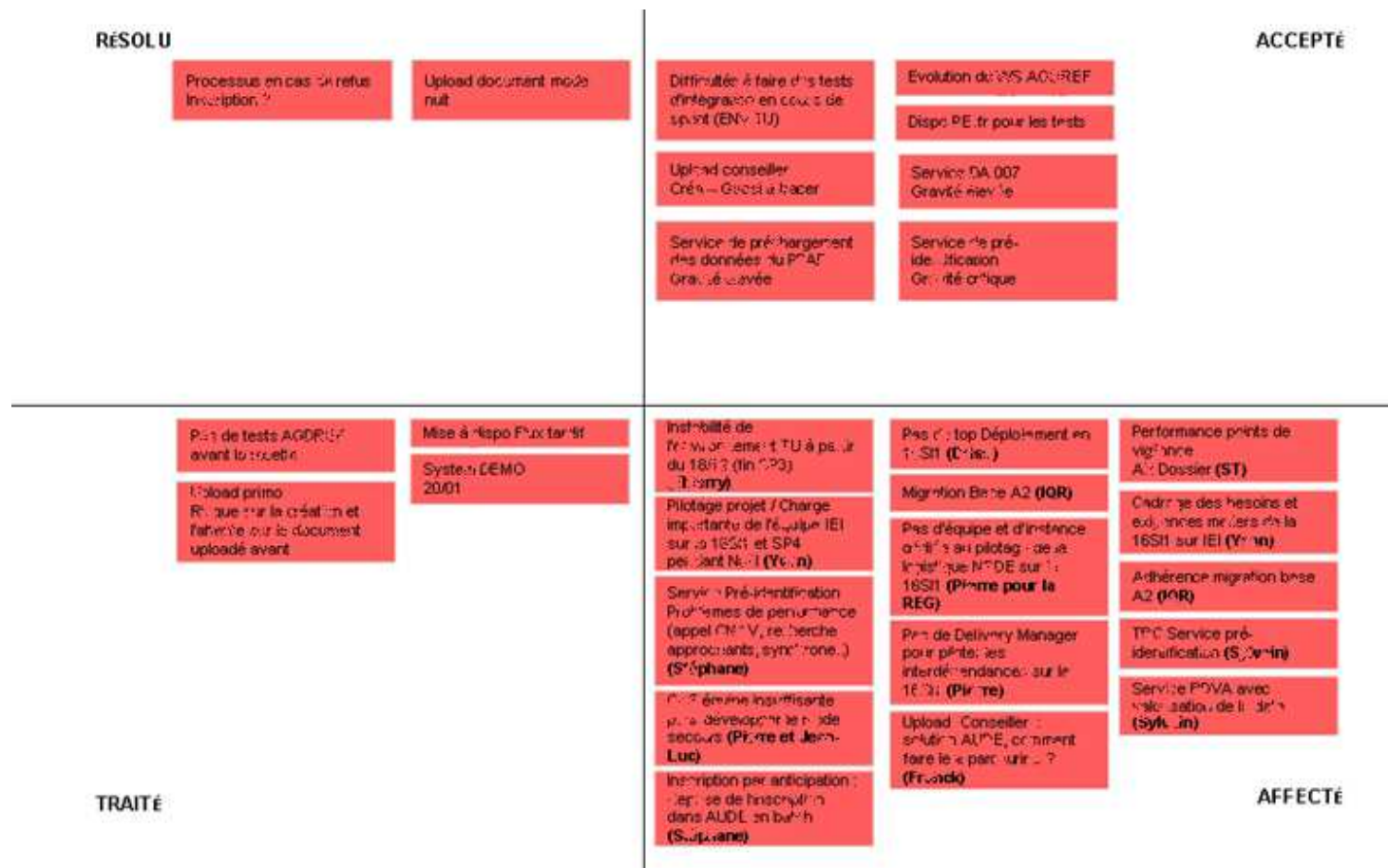
- Idea 3 : SAFe® offers a template for the program to visualize the dependencies between the teams



**NPDE  
picture**

# How can we improve the effectiveness of our release planning meeting? (4/6)

- Idea 4 : SAFe® offers a way to identify, document and manage risks that teams may discover during the PI planning



**Results on NPDE boards**

# How can we improve the effectiveness of our release planning meeting? (5/6)

---

- Idea 5 : With SAFe®, the PI planning event should take place with everyone involved in the product's development
  - In addition to the participants identified for the March meeting, we invite the teams' POs and SMs, 3 people from our external supplier's team, a UX person, a statistics team representative, testers... totaling about 50 people



**NPDE  
picture**

# How can we improve the effectiveness of our release planning meeting? (6/6)

---

- We have already identified additional areas of improvement ...
  - Invite the business so that they can help us decide and re-prioritize the requirements as necessary
  - Better prepare the list of features before the meeting
  - Invite more people from the development teams to increase alignment and improve the planning reliability
  - Increase the team breakout times so that they are more confident with their final plans
  - Differentiate the SAFe® program increment from the IT release so that:
    - All the work the teams need to produce are included in the SAFe® PI planning, including the work that might not be going to production in the next IT release, as well as the work required to finalize the previous IT release
    - Work better on the dependencies between trains, for the products impacted by several business programs

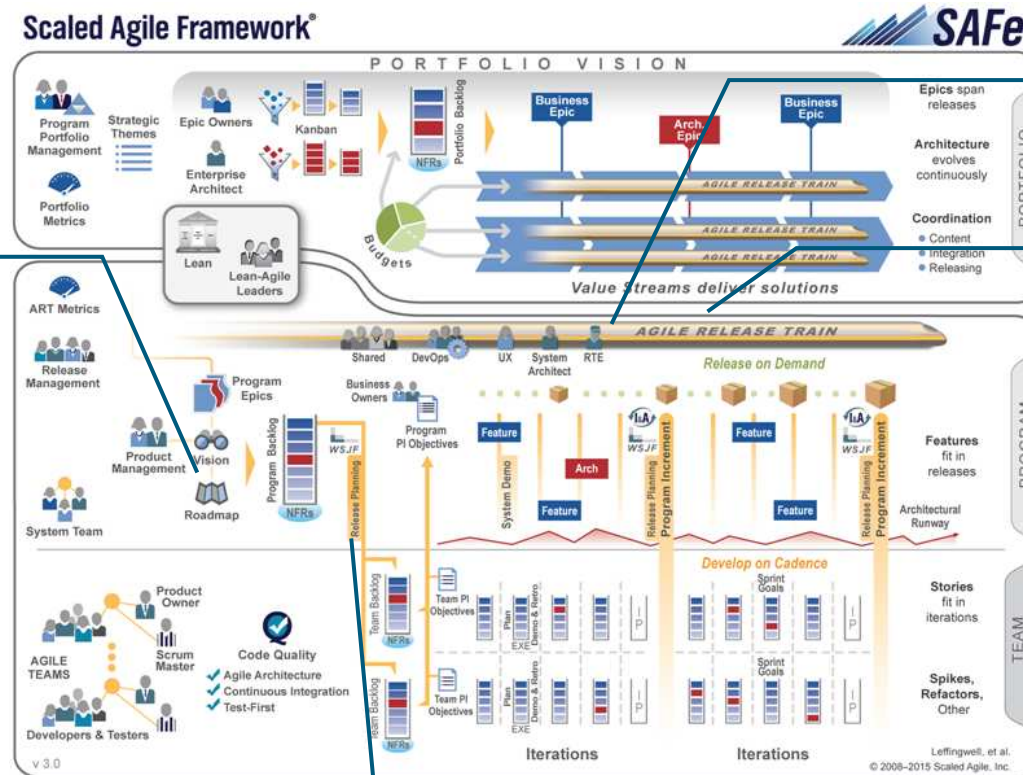
# How can we improve progress tracking at the program level?

---

- **Action 4.1** Identify the RTE role as defined in SAFe®
  - To build on our experience with the DM role, we choose an internal employee who already knows the technical implementation of the solution at a high level, which is the right level of understanding to be able to communicate with the different development teams.
  - His main responsibilities are better defined :
    - He works with the scrum masters to help concatenate progress at the features level and makes sure the dependencies between teams are managed
    - He escalates the issues that can not be dealt with at the teams level and manages the risks
- **Action 4.2** Scrum of scrums installment
  - We feel we still need the « project » level for tracking progress so we establish 2 scrum of scrums
    - At the project level : Each project has a project engineer (equivalent to RTE at the project level). The project engineer meets with the scrum masters and the people representing the other contributing teams
    - At the program level : The RTE meets with all project engineers and the system team scrum master to track dependencies and risks

# Summary of the new SAFe® elements in use

Action 1 : Roadmap improvements



Action 4.1 : RTE assigned

Action 2 : Definition of the Agile Release Train

Action 3 : First PI planning meeting on Nov. 18th

Action 4.2 : Scrum of scrums



# And all the questions we continue to work on ...

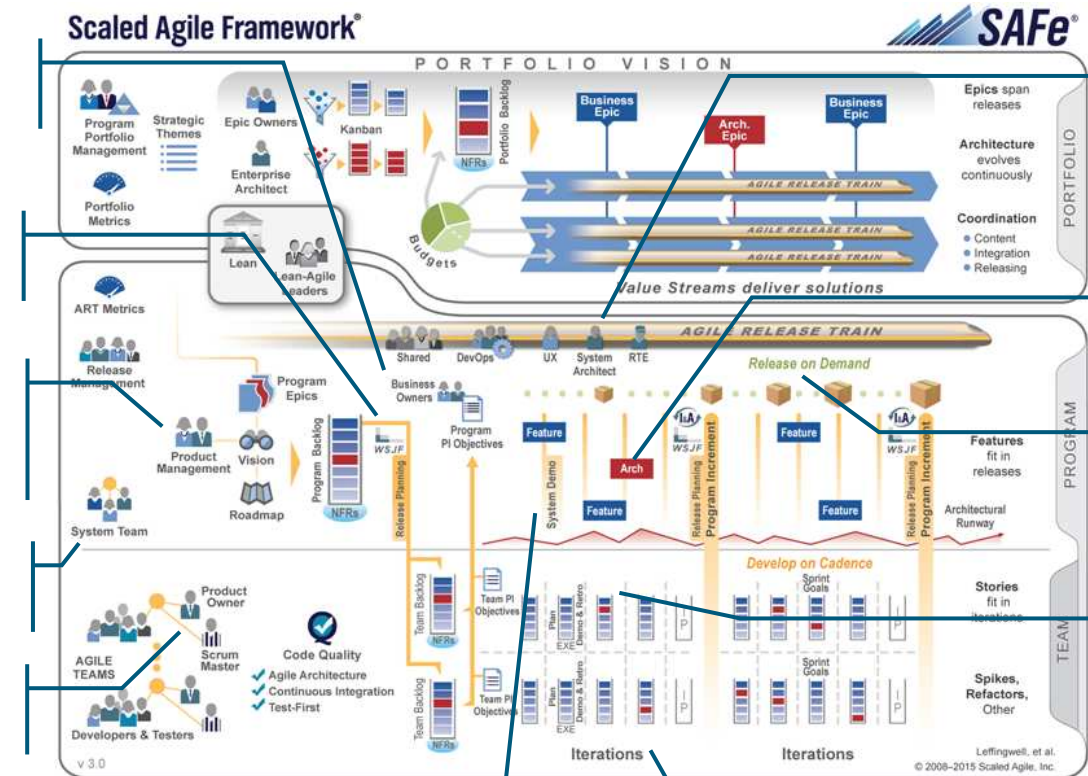
How do we manage to take the business further within Agility?

Could WSJF help our prioritization process?

Who should assume the Product Management role in our organization? PMs? Functional architects?

How can we move forward with the system team?

Should we organize PO Sync?



Who can be assigned the system architect role?

Who should deal with the enablers features and stories?

Will we be able to dissociate PI from our quarterly IT releases?

What do we need to do to move more teams to an agile cycle?

What do we need to do to start system demos earlier in the PI?

Will we manage to reduce the sprint size to 2 weeks one day?

Together, we improve and go further !



**NPDE  
picture**

This case study is written by Cécile Auret, Jérôme Froville and Michel Levaslot.



# Addendum : Who are we?

.....  
DIRECTION DES SYSTÈMES D'INFORMATION  
.....

# Pôle emploi is the French national employment agency



- Pôle emploi's main missions are:
  - register unemployed people, help them find a job and provide them with financial aid
  - help companies find candidates for a job
  - help job seekers in their search for a job

## Pôle emploi is ...

- **54 000** employees focused on employment
- **905** local agencies, 145 specialized agencies and 69 services platforms

*2014 data*

## Registrations and payment

- **6,3** millions registrations from job seekers
- **31,7** billion Euros distributed to unemployed people and companies regarding unemployment insurance
- **8** millions requests for financial aid processed

## Help people find a job

- **408 000** companies use our services
- **4** millions job offers published on pole-emploi.fr
- More than **4 000** forums and organized events
- **2,2** millions of successful job fulfillments

# The IT environment

---



<b>1 345</b>	<b>connected geographical sites</b>
<b>63 532</b>	<b>workstations</b>
<b>58 929</b>	<b>telephones (ToIP)</b>
<b>7 645</b>	<b>open access terminals</b>
<b>319</b>	<b>video conference material</b>

**2015 data**